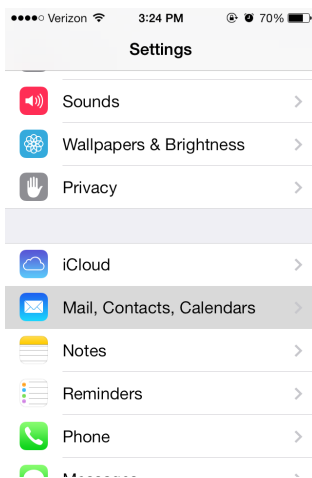


Connecting iPhone to The New CUMail (Office365)

1. Double click the home button on your phone
2. Find the mail app and swipe up to close it.




3. Open the settings app on your phone and tap "Mail, Contacts, Calendars".

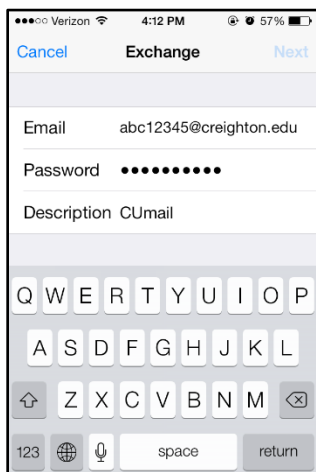


Note: If you currently have your phone set up with the Old CUMail, you will need to delete that account first. Tap on your account and select "Delete Account" before proceeding.

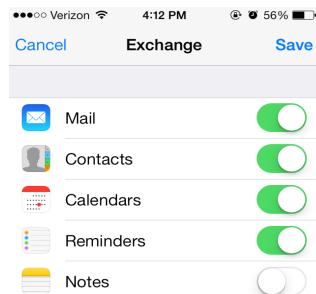
4. Tap Exchange



5. Type in your email address (NetID@creighton.edu) and your BLUE password



6. Tap save.



Note: If email configuration is not automatic, server name is **outlook.office365.com**. Leave the Domain **blank**

Questions? Contact the DoIT Service Desk at 402-280-1111 and select the appropriate option.