



Banner 9 Upgrade

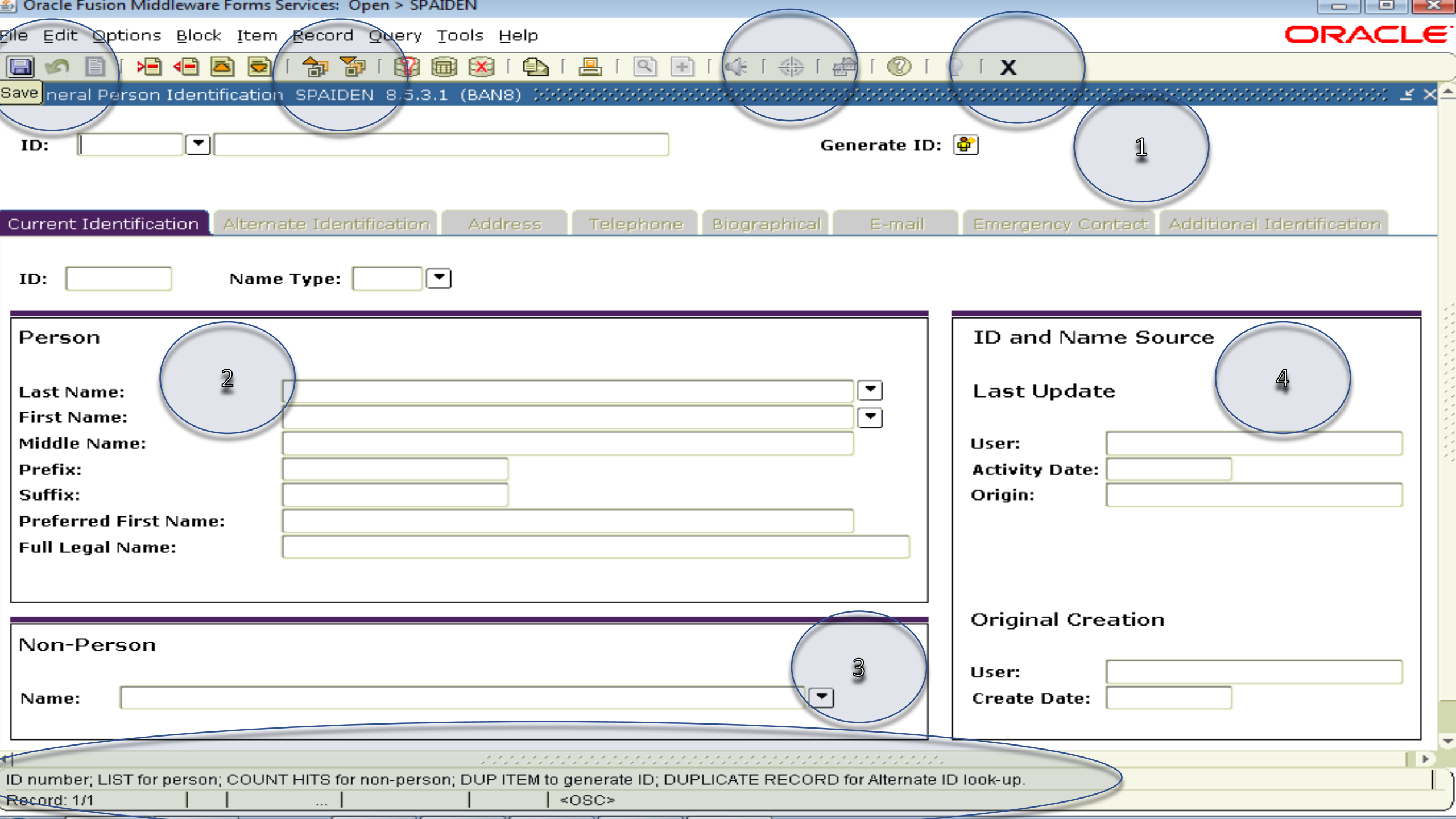
Creighton University

Form review

- New functionality within forms, impacts how the data can be queried and viewed
- No changes to how the data is stored or backend processes
 - Filters
 - Better warning messages
 - Adjust columns
 - Sort data within the forms
 - More intuitive look and feel

Was	Is now
Roll back	Start over
Query	Filter
Block	Sections
Options	Related

Banner 8 vs Banner 9



ID:

Generate ID:

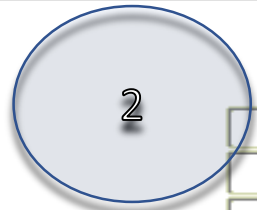


Current Identification | Alternate Identification | Address | Telephone | Biographical | E-mail | Emergency Contact | Additional Identification

ID: Name Type:

Person

Last Name:
First Name:
Middle Name:
Prefix:
Suffix:
Preferred First Name:
Full Legal Name:



Non-Person

Name:



ID and Name Source

Last Update
User:
Activity Date:
Origin:



Original Creation

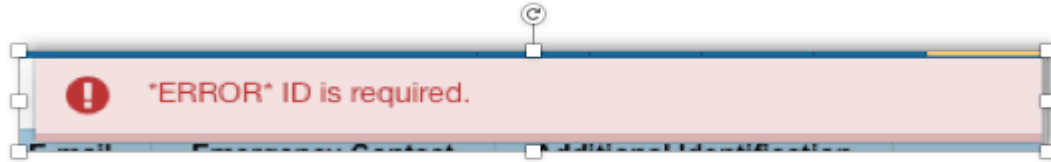
User:
Create Date:

Additional features

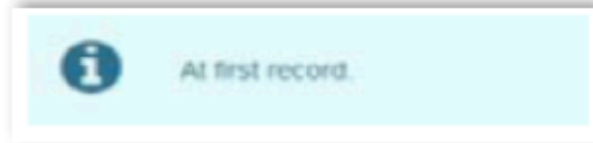
- Warning messages
- SDE fields
- Tools
 - Extract
 - Print
- Related

Banner 9 Messages

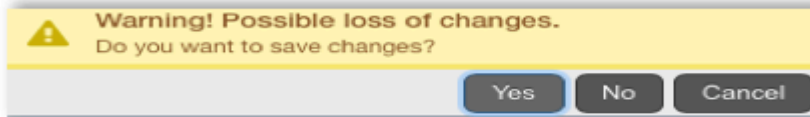
ERROR NOTIFICATION – A red box will appear with an “!” in a circle when message is displayed



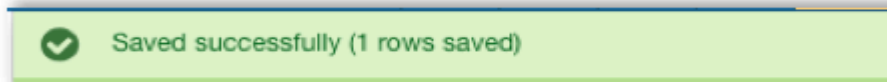
INFO NOTIFICATION – A blue box will appear with an “i” in a circle when message is displayed.



WARNING NOTIFICATION – A box will appear in yellow with a “!” in a yield sign when message is displayed and include two buttons, Yes/No, that must be selected to continue.



SUCCESS NOTIFICATION – A box will appear in green with a checkmark in a circle when message is displayed.



SDE Fields

General Person Identification SPAIDEN 9.3.8 (TEST)

ID: 111001111 Banner, Banner B. Start Over

Current Identification | Alternate Identification | Address | Telephone | **Biographical** | E-mail | Emergency Contact | Additional Identification

BIOGRAPHICAL INFORMATION Insert Delete Copy More Information Filter

Gender Male Female Not Available Legacy ...

Birth Date ...

General Person Identification SPAIDEN 9.3.8 (TEST)

ID: Start Over

Current Identification | Alternate Identification | Address | Telephone | Biographical | E-mail | Emergency Contact | Additional Identification

Supplemental Data SPAIDEN 9.3.8 (TEST) Insert Delete Copy Filter

SUPPLEMENTAL DATA

* = Required

Field	Value	Comment
Job Status		WA

of 1 20 Per Page Record 1 of 16

General Person Identification SPAIDEN 9.3.8 (TEST)

ID: Start Over

Current Identification | Alternate Identification | Address | Telephone | Biographical | E-mail | Emergency Contact | Additional Identification

BIOGRAPHICAL INFORMATION Insert Delete Copy Filter

Gender Male Female Not Available Legacy ...

Birth Date ...

Age

SSN/SIN/TIN

Conf

Dece

Deceased Date

Citizenship

Marital Status

Religion

RACE INFORMATION

Race *	Description
--------	-------------

of 1 20 Per Page Record 1 of 16

Additional Identification Insert Delete Copy Filter

Race Confirmed

Service Medal Indicator

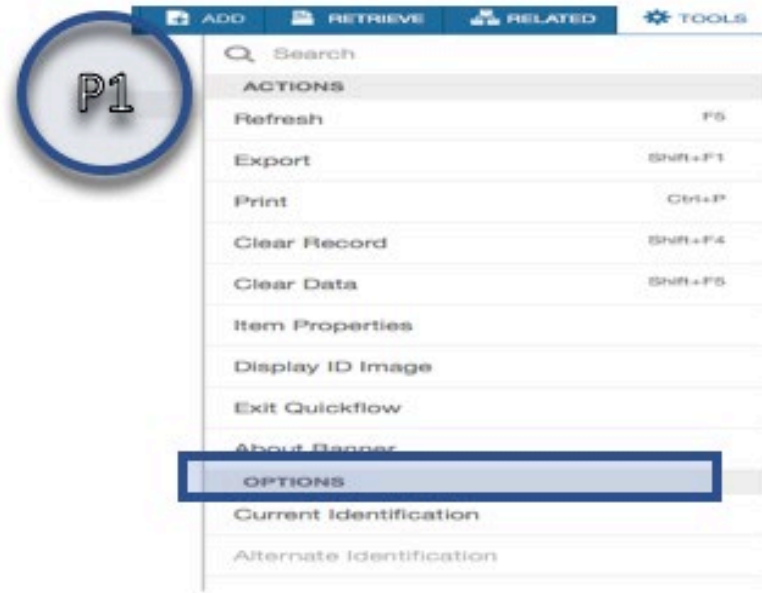
Iran

Delete Copy Filter

Record 1 of 1

SAVE

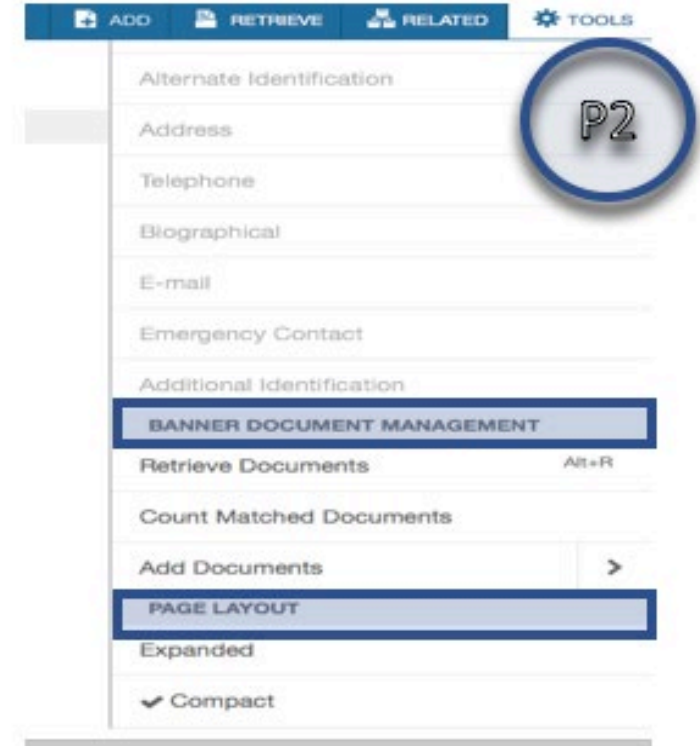
Tools



A screenshot of a software interface showing a menu with a blue header containing 'ADD', 'RETRIEVE', 'RELATED', and 'TOOLS'. A search bar is at the top. The menu is divided into sections: 'ACTIONS' (Refresh, Export, Print, Clear Record, Clear Data, Item Properties, Display ID Image, Exit Quickflow, About Banner), 'OPTIONS' (Current Identification, Alternate Identification), and 'BANNER DOCUMENT MANAGEMENT' (Retrieve Documents, Count Matched Documents, Add Documents). A blue circle with 'P1' is on the left, and a blue bar highlights the 'OPTIONS' section.

ACTIONS	
Refresh	F5
Export	Shift+F1
Print	Ctrl+P
Clear Record	Shift+F4
Clear Data	Shift+F5
Item Properties	
Display ID Image	
Exit Quickflow	
About Banner	

OPTIONS	
Current Identification	
Alternate Identification	



A screenshot of the same software interface, but with the 'BANNER DOCUMENT MANAGEMENT' section expanded. It shows 'Retrieve Documents' (Alt+R), 'Count Matched Documents', and 'Add Documents' with a right arrow. Below is the 'PAGE LAYOUT' section with 'Expanded' and 'Compact' (checked). A blue circle with 'P2' is on the right, and a blue bar highlights the 'BANNER DOCUMENT MANAGEMENT' section.

BANNER DOCUMENT MANAGEMENT	
Retrieve Documents	Alt+R
Count Matched Documents	
Add Documents	>

PAGE LAYOUT	
Expanded	
<input checked="" type="checkbox"/> Compact	

Related

ADD RETRIEVE RELATED TOOLS

Search

Appointments and Contacts [SOAAPPT]

System Data Summary [GUASYST]

Common Matchings [GOAMTCH]

Banner 9 Short Cut Keys

Action	Banner 8	Banner 9
Main Page		
Main Page		Main Page Menu
Access Help		CTRL+M
Access Menu		CTRL+M
Display Recently Open Items		CTRL+ Y
Search		CTRL+SHIFT+ Y
Sign Out		CTRL+SHIFT+ F
Basic Navigation		
Cancel Page, Close Current Page. Or Cancel Search/Query	CTRL+ Q	CTRL+ Q
Choose/Submit	Enter	Enter
Clear All in Section	SHIFT+ F5	SHIFT+ F5
Clear One Record	SHIFT+ F4	SHIFT+ F4
Clear Page or Start Over	SHIFT+ F7	F5
Count Query	SHIFT+ F2	SHIFT+ F2
Delete Record	SHIFT+ F6	SHIFT+ F6
Down/Next Record	Down Arrow	Down Arrow
Duplicate Item	F3	F3
Duplicate Select Record	F4	F4
Edit	CTRL+ E	CTRL+ E
Execute Filter Query	F8	F8
Exit	CTRL+ Q	CTRL+ Q
Expand/Collapse Drop Down Field	Click Field	ALT+ Down Arrow
Export	Extract Data with Key	SHIFT+ F1
First Page	N/A	CTRL+ Home
Insert/Create Record	F6	F6

Last Page	N/A	CTRL+ End
List of Values	F9	F9
More Information	ALT+H	CTRL+SHIFT+U
Next Field or Item	Tab	Tab
Next Page Down	Page Down	Page Down
Next Section	CTRL+ Page Down	ALT + Page Down
Online Help		CTRL+ SHIFT+L
Open Menu Directly	F5	CTRL+ M
Open Related Menu	N/A	ALT+SHIFT+R
Open Tools Menu	N/A	ALT+SHIFT+T
Page Tab 1, Page Tab 2, Page Tab 3, Etc.	N/A	CTRL+ SHIFT+1 CTRL+ SHIFT+2 CTRL+ SHIFT+3
Previous Field or Item	SHIFT Tab	SHIFT Tab
Previous Page Up	Page Up	Page Up
Previous Section	CTRL + Page Up	ALT + Page Up
Print	SHIFT+ F8	CTRL+P
Refresh or Rollback	SHIFT+ F7	F5
Save	F10	F10
Search or Open Filter Query	F7	F7
Select on a Called Page	SHIFT + F3	ALT+S
Toggle Multi/Single Records Views	N/A	CTRL+G
Up/Previous Record	Up Arrow	Up Arrow



QUESTIONS